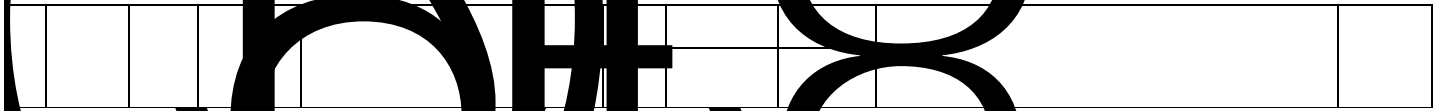


1	SP	5	1	30059.60	KF435-X : 19KW 4.33KW 60 : 3 : 700*700*900 : 145KG 5T 2.4 1.0-2.5	1.6	400 DN25 21m 6m³/h 680W 600 DN25 25m 6.8m³/h 880W BVR4mm² BVR1.5mm²
2	SP	5	1	31721.32	123kg I PX4 1038mm 380V/50Hz R410a 300kg 1790mm 2350mm	1139mm	
3	SP	5	1	33306.68	170kg -10 45 906mm 5000L 2350mm 1790mm A	300L	
					100kg I PX5 380V/50Hz 4290W : R410a		

8		XQB100-Z206		1		1204.31	2	10kg 10kg 0.9	220V/50Hz	
9	TCL	B100F5		1		2004.31	10KG / LED	0.8 ( * * ) 955*580*590 39KG W 500 W 470 kg 10 kg 10 220V/50Hz		
10		TB100PM01DY		1		2727.67	1 0.108 /	10kg 10kg 138L 0.90	220V/50Hz 720W LED	
11	TCL	TG-V80		1		1476.95	S 135	250W 380W 8.0KG 1 1.03 0.715 57 LED 58/62kg		
12		G100106B12G		1		1907.41		1 10kg 10kg 54L 1.08 -30- 40-60-90 220V/50Hz 0.69 /		
13		M80VT715DS5		1		2405.37	3D 15 AVP	8kg 8kg 56L 1.03 1400 / 95 220V/50Hz LED		
14		SLB-1500C3D3		1		8580.17	750L 750L -1~-10° C -15° C 8.56kWh/24h 180KG ( * * ): 1800*760*1960mm			
15		BCD-1360FA		1		9166.24	675L 675L LED 1860mm 850mm 2050mm 1800mm 740mm 1950mm 590W 220V	/		

2023



69  
69  
LED

VCF-

8

1915mm

m 700mm

220V

680W

1

5

E E

(L) 829  
(W) 360

17

BC/BD-829-EZ

1

4411.69

2

3

3

3

(kWh/24h) 1.88

2  
(kg) 101

dB(A) 55

E

E

(mm) m

111

E

E E

100x100 E E

E



--	--	--	--	--	--	--	--	--	--	--

40.8kg

25	ZT GE		1	3006.97	297L	1200W 10-12 x x 575*475*1630
26	J2313R0563		1	7073.33	5	0.1-0.3Mpa 3" +RO+ T33 410*197*510mm 14kgkg 80Hz
27	Y2611BK-K-G		1	1526.86	5	0.1-0.4Mpa 310*76*398mm 2200WHz
28	11G		1	702.10		
29	PE 2		1	6.02		
30						

φ J E

r0<

b&18)

j91

2














15









21












K

E








36			HRC102-800G		1	9421.51	RO 5 20 +20G 150-300 TDS	mm 440*385*1400 / 220V 50Hz 120W 0.1MPa 0.4MPa 5 38 90% VFD 2001 120L/H			
37			HLCR03		1	1302.45	3L 10-20 304 5mm	mm 320*165*450 550W 220V-50Hz 0.1MPa 0.4MPa 4 40 90% LCD GB/T 22090- 2008 FL/H			
38			11G		1	1212.75					
39	PE	2			1	7.14					
40			1800*950*1150		1	9409.46	201# =1.0mm =0.8mm 50mm	2 250W 220V			
41			1100*950*1150		1	5608.86	201# =1.0mm =0.8mm 50mm	1 250W 220V			
42			4400*1100*1000		1	24072.96	=1.0mm 75 65%				
43			L=4400		1	1139.80	201# =0.8mm 201#				
44			1800*700*800+150		1	2769.40	304# =1.2mm =1.0mm 50*1.2mm				
45			300*950*1150		1	526.40	201# =1.0mm 201# =0.8mm				
46			1500*500*1500		1	1167.27	201#38*38*1.0mm 38*25*0.8mm 30*15*0.8mm				

47	304	180°80°80cm		1	4995.14	=1.0mm 15 =0.6mm =0.8mm 50°1.0mm	304# /		
48		1800°700°800		1	5033.33	201# =1.2mm 201# =1.0mm 201# 50°1.0mm 1/1°100mm	5		
49		1500°500°800		1	1894.92	201# =1.2mm / =0.6mm 201# =1.0mm 201# 38°1.2mm	15		
50		800°700°800		1	1767.25	201# =1.2mm / =0.6mm 201# =1.0mm 201# 38°1.2mm	15		
51	/			1	902.98	201# =1.0mm			
52		400°400		1	718.54	201# =1.0mm 2 2			
53	45°	400°400		1		201# =1.0mm 2 2 2.5			
54	90°	400°400		1		201# =1.0mm 2 2 2.5			
55		400°400		1					
56				1					
57				1					
58				1					
59	6	710°650°1100		1	3149.34	6 / 6KW 380V - 150			
60	6	LC-J-ZG06		1	4997.52	220 9000 6 720°640°1150 20KG 120-150			

61	6	SZXY12B-60Y		1	4063.97	6 90-120 220 3000 6 710*665*1185			
62		455*340*785		1	1687.44	380V 40L 6KW			
63		K120C		1	3429.08	65 170L/ 9KW 380V (CM) 57*26*97	304		
64		XDH-K60L		1	3991.95	40 90 / 380V/50Hz 6KW 570*260*730mm			
65		SW15S02A		1	112.05	1.5L 1500W PP	STRI X		
66		PJ17A01		1	188.84	1.6-2L			
67		GK-1509S		1	190.51	: : : L : 1.5L : Strix : 360 : Hz : V : 220V W : 1500W 50Hz × 1 × 1 × 1 × 1 : 4 5 : 1 2 Strix : 3 100mm : 4 304 6 5			
68		RS5057		1	504.31	5L 760W 6-8 220V/50Hz 423*317*288mm PP			
69		SF50FC77		1	508.28	5L 750W 5-10 24	220V/50Hz 0.8m 330x265x243mm 3.8kg		
70		F-50FY5		1	501.22	5L 860W 3-8	3 220V/50Hz 0.8m 424*332*297mm 5.5kg		
71		E25		1	5513.61	304#	15-25L 5KW 1.8KW 220V 520*370*1090		

2023

72			HY250B-E25		1	5658.46	19.4kg 2000W	25L 350mm 350mm 838mm		
73			STR-S40		1	6314.20	22.1kg 2000W 220V	40L 350mm 350mm 1090mm		
74			30W/220V		1	409.81	( ) 30W			
75			12W/220V		1	201.69	ABS LED LED 25DB			
76			TMS-901-LED		1	1003.42	13.0kg LED 150 LED /			
77						633932.43				
78			13%			82411.22				
79						716343.65				